



PARKSIDE COMMUNITY
PRIMARY SCHOOL

Early Years Home Learning

Talking Tuesday

The aim of talking Tuesday is to spend one day a week supporting your child's communication and language skills which is fundamental in enabling your child to access the EYFS curriculum. Outlined in the slides below are activities to try at home based on the core text for the week in school.

Expectations in Communication and Language in Nursery

- Enjoy listening to longer stories and can remember much of what happens.
- Sing a large repertoire of songs.
- Pay attention to more than one thing at a time, which can be difficult.
- Know many rhymes, be able to talk about familiar books, and be able to tell a long story.
- Be able to express a point of view and to debate when they disagree with an adult or a friend, using words as well as actions.
- Use a wider range of vocabulary.
- Develop their communication but may continue to have problems with irregular tenses and plurals, such as 'runned' for 'ran', 'swimmed' for 'swam'.
- Start a conversation with an adult or a friend and continue it for many turns.
- Understand a question or instruction that has two parts, such as: "Get your coat and wait at the door".
- Develop their pronunciation but may have problems saying: some sounds: r, j, th, ch, and sh multi-syllabic words such as 'pterodactyl', 'planetarium' or 'hippopotamus'.
- Use talk to organise themselves and their play: "Let's go on a bus... you sit there... I'll be the driver."
- Understand 'why' questions, like: "Why do you think the caterpillar got so fat?"
- Use longer sentences of four to six words.

Sing the song 'When Goldilocks went to the house of the bears'

<https://www.youtube.com/watch?v=z0MrUsPKvfY>

Sing a rhyme

<https://www.bbc.co.uk/teach/school-radio/nursery-rhymes-the-bear-went-over-the-mountain/zmssmfr>


The bear went over
the mountain



Tell someone at home the story of Goldilocks and the Three Bears. What did Goldilocks do in the Bears' house? What happened when the Bears came home? Try using different voices for the different characters!



Week 1



https://www.youtube.com/watch?v=0aw-d3r_glc

Romanian Version

<https://www.youtube.com/watch?v=zpAqohhub3c>

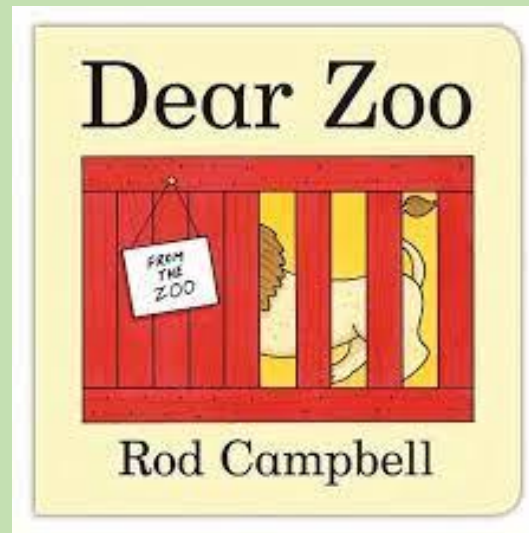


Baby Bear loves to sleep in bed with his favourite teddy bear. Do you have a favourite teddy bear? Draw or paint a picture of your teddy bear.

Dear Zoo.... 'I wrote to the zoo to send me a pet . . .' what animals can you find in the story? Young children will love lifting the flaps to discover the animals the zoo has sent - a monkey, a lion and even an elephant! But will they ever manage to send the perfect pet? Listen to the story.

Pets You may already have a pet you could talk about or if you could ask for a pet what would you have? Have a go at creating a picture of your pet. I wonder if it has arms, legs, eyes, ears? Talk about what these would look like: long, fluffy, rough, stick up, floppy, friendly, noisy. Talk together about how you would look after this pet, what you would feed it and where could it sleep?

Week 2



<https://www.youtube.com/watch?v=ZqGYWRHOV6E>



<https://www.bbc.co.uk/teach/school-radio/nursery-rhymes-down-in-the-jungle/zfqgscw>




Conversations about animals Look at other books, magazines or real animals. Listen to what your child says about them and gradually add some new words at their level of understanding. Discuss what they look like with a range of describing words e.g. , enormous, tiny, tall, gigantic. Where do these animals live: jungle, sea/ocean, under stones, tropical/hot countries? What might they eat.....plants, other animals?

As you read, ask your child to guess what is going to happen next. (Example: “Who do you think the footprints belong to?” or “Where do you think Mondri is?”)



Handa often asks, “Where is Mondri?” after finding new animals. Encourage your child to ask this question while you read the story.

Week 4



<https://vimeo.com/60866124>

Go on a number walk. Look around outside and count the things you see. (Example: cars, trees or people.)



In the book, Handa can not find Mondri. Talk with your child about a time when you lost something. Suggest the steps you take to find lost things. (Example: “Think of where you last had it.”)

Mondri is a hen and begins with ‘h’. How many things can you find in your home that makes a ‘h’ sound.

<https://www.bbc.co.uk/cbeebies/watch/alphablocks-hen>

Can you think of an alliterative sentence for Smug Slug?




Learn about slugs

<https://www.bbc.co.uk/programmes/m001f7q4>

<https://www.bbc.co.uk/newsround/av/49869547>

Talk about words that rhyme with slug. For example, bug, dug, jug, mug, tug, rug.

Week 5



<https://www.youtube.com/watch?v=9wuTGmu49g>

Play silly soup. Can you find objects that begin with 's'?

<https://www.youtube.com/watch?v=Fy1gtIRF8EI>

Find things that begin with 's'.



Identify the rhyming words used throughout the book.

Learn about ladybirds




<https://www.bbc.co.uk/iplayer/episode/m000sfhw/teeny-tiny-creatures-series-1-ferne-and-rory-4-ladybirds>

Look at the pictures of the farm at the start and end of the book. Can you describe how they are different?

<https://youtu.be/7NbyiDpY6Ww>

Week 6



<https://youtu.be/abKadke35cs>
<https://www.scottishbooktrust.com/authors-live-on-demand/julia-donaldson>

The ladybird whispered into each animal's ear. Think of other words that describe how we can communicate with others (e.g. shouted, screamed, hissed, chattered).

Ladybird Ladybird

Ladybird Ladybird fly out of the **farm**,
and land right onto my little **arm**.
Ladybird Ladybird fly out of the **tree**,
and land right onto my little **Knee**.
Ladybird Ladybird fly out of your **bed**,
and land right onto my little **head**.
Ladybird Ladybird fly out of the **rose**,
And land right onto my little **nose**.

Ladybird Hunt –can you find ladybirds outside? Talk about seasons and when you would find ladybirds. Where do ladybirds live? How many legs do they have? What shape is their body? (Some facts for adults to help answer questions -

<https://www.natgeokids.com/uk/discover/animals/insects/ladybird-facts/>)