

# Year 3

# Parents' Information

# Pack



# Year 3 Team

**Birch**– (Class teacher) Mrs Kapoor

**Elm**- (Class teacher) Ms O'Mahoney

## Support Staff

MrsGullotti

# Year 3 Curriculum

Year 3	<b>History</b>	Britain: The Stone Age to the Iron Age		Mesopotamia and Ancient Egypt		Anglo-Saxons and Vikings	
	<b>Geography</b>		Spatial Sense Building on Year 2- Spatial Sense		Settlements (Including comparison of an area of the UK, Europe and North or South America) Building on Year 2-The British Isles		Geology (Mountains, Volcanoes, Earthquakes)
	<b>Art and DT</b>	Cave Paintings	DT: Design Project Mechanisms	Ancient Egyptian Art (Spring A year 2)	Still Life	DT: Design Project Structures	DT: Cooking and Nutrition
	<b>Science</b>	Light and Shadow	Forces and Magnets	Water Cycle	Animals	Rocks	Plants
	<b>PE</b>	Dance Link to Light and Shadow/Stone Age	Gymnastics	Invasion Handball	Orienteering	Tennis	Athletics
	<b>RE- Christianity and Islam</b>	Stories of Religious Leaders/ Ways of Describing God	Christmas	Events in the Life of Jesus	Events in the Life of Jesus	Rules and How They Influence Actions	Special Places, Sacred Spaces
	<b>Computing</b>	Coding	Online Safety and Spreadsheet	Touch-typing	Emails	Branching Databases and Simulations	Continue Simulations and Graphing

# How to help your child with Maths

However you feel about maths, you can still help your child with their learning at home.

## Areas of learning this term:

- Mental Maths will take place each morning so it is important for your child to arrive at 8:45am.
- Fundamental understanding of place value up to 3 digits.
- Real life problem solving
- Written and mental strategies for addition and subtraction.
- Begin to practice our 3, 4 and 8 times tables.
- Presentation of work
- Log in to Purple Mash, Epic or Education City.
- Most importantly, get the children to explain HOW they have worked something out.

# English - Reading

Encourage your child to read daily. The children will be assessed in their **understanding** of the text so it is important to ask them a range of questions:

*How did....?*

*Why did....?*

*What words tell us...?*

*How do you know...?*

*How has the author created the feeling of...?*

Ask them questions about: the story language choice and discuss any new vocabulary to help them develop their **reading comprehension**.

Encourage children to use expression when reading and to reread words and phrases that have been said incorrectly to improve **fluency**.

It is also important to discuss **any new vocabulary** they may encounter when reading.

# How to help your child with reading

Create a quiet and relaxed time for reading.

Make reading enjoyable & fun.

Be positive and praise your child.

Visit the library regularly.

Encourage your child to read a variety of texts, including magazines and children's newspapers.

Talk about the books and the content.

Use the internet and books to research our topic.

Ensure your child returns their home reader book each day.

# Home Reading

Please sign your child's reading record book every time your child has read (daily).

Each day, we will check reading records for reading and parent/guardian signatures and initial them ourselves.

Please ensure that your child reads every night for 20 minutes.

Reading also helps to develop children's writing!

# GaPS

- GaPS lessons will take place daily and will work focus on the weekly spelling rule.
- Spelling tests will take place on a Friday afternoon.



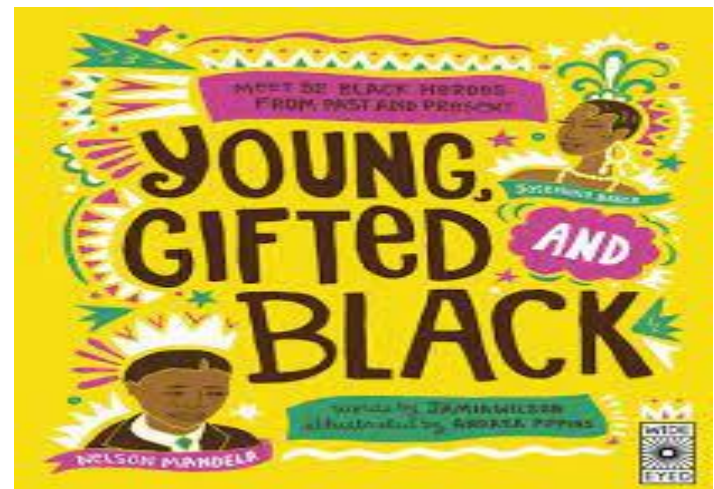
# Guided Reading

Guided Reading sessions will take place daily.

We will focus on a new chapter each week.

These sessions will develop:

- Understanding of new vocabulary
- Inference skills
- Fluency skills including use of expression
- Use the text to justify answers to questions.



# Writing

- This term we will look at a range of fiction and non-fiction texts.
- We will help children to write for a range of purposes.
- Developing their use of language and sentence constructions.
- High quality writing at the end of each unit.
- Children will be encouraged to take pride in their writing and presentation of their work.

# English - Writing

The basis of all good writing is good talk.

Using a range of vocabulary in conversation will help develop your child's writing.


Reading also helps to develop children's writing.

Encourage your child to write alongside you for real purposes by using some of the following:

*shopping lists, invitations, letters, postcards, birthday cards, diaries.*

# PE DAYS

Year 3 (ELM) will have  
PE lessons on a Tuesday and Year 3  
Birch will have a PE lessons on Friday.




The children will need to come to school wearing their PE kits. Tracksuit bottoms should be plain black and children should wear a white polo shirt with their school jumper.

# Homework

Your child is expected to read daily, learn weekly spellings and practise times tables. Your child also has access to Purple Mash, Epic and Education City. Please feel free to download the apps or log in any time.

Homework is set at the beginning of term with a selection of choices. We expect children to complete at least 3 tasks by the end of the each term.

Completed homework can be handed in at any time.



# Classroom Plan – Our Promises

- Developing independence
- Responsibilities to take care of their own belongings, letters, homework and PE/ Games kit
- Spare homework and letters always available
- To ask for help whenever the children require it while remembering to foster independence.

# Behaviour and Discipline

- Positive discipline
  - Rewards
- Parental involvement

# Attendance and Punctuality

Please try to ensure your children arrive at school on time every day.

If there is anything we can do to provide you with assistance, please let us know.



# ANY QUESTIONS?

Please email any questions to your class teacher at the following addresses:

Birch Class:

[riju.kapoor@parkside.herts.sch.uk](mailto:riju.kapoor@parkside.herts.sch.uk)

[gemma.omahoney@parkside.herts.sch.uk](mailto:gemma.omahoney@parkside.herts.sch.uk)