

Make tally charts

1 Draw tally marks to represent each number.

a) 5

c) 4

b) 10

d) 16



2 There are some socks on a washing line.
The socks are spotty, stripy or plain.



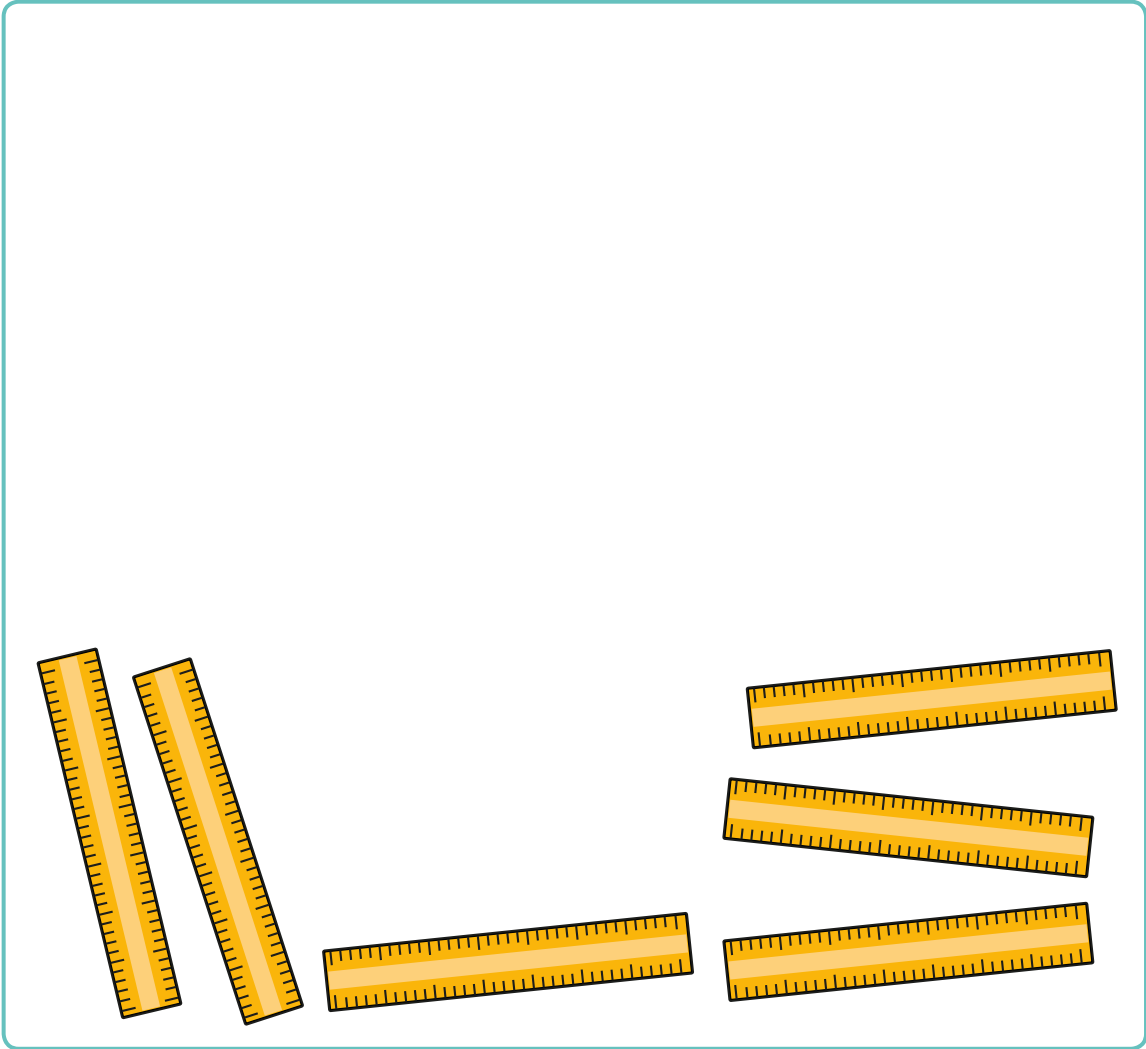
Complete the tally chart.

Sock	Tally
spotty	
stripy	
plain	

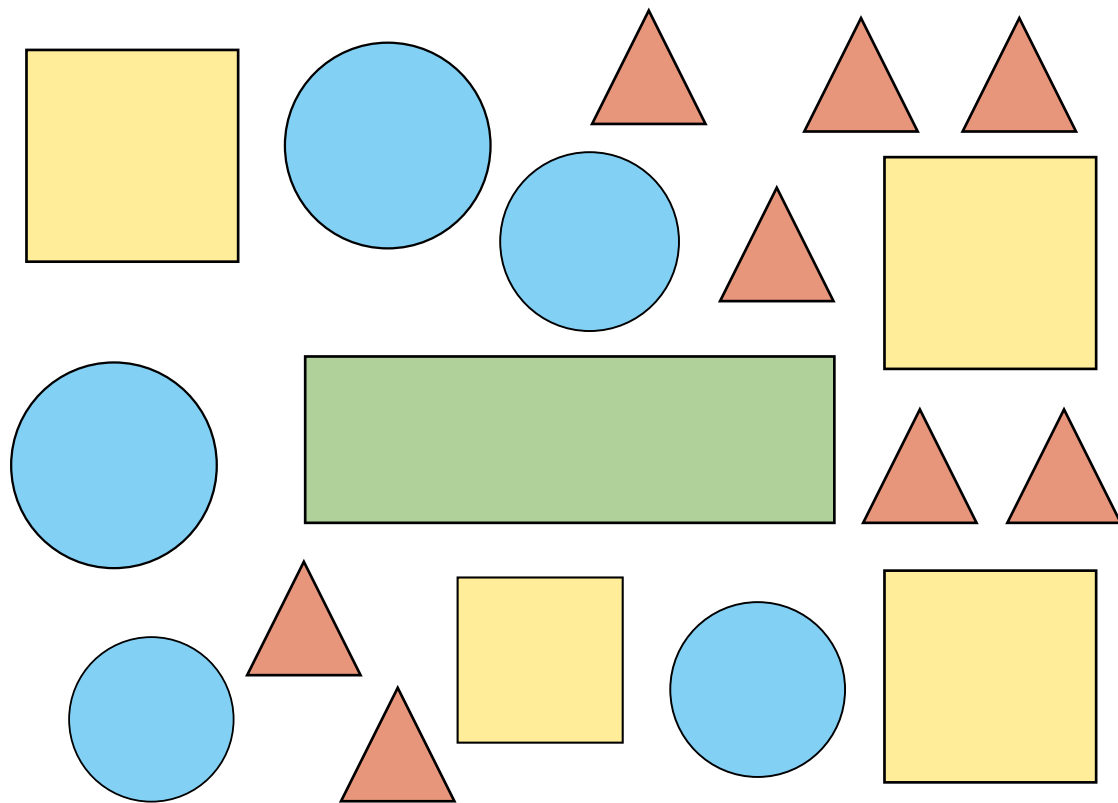
3 Class 2 tally the number of pencils, rubbers and rulers they have.

Item	Tally
pencils	IIII
rubbers	III IIII
rulers	III I

Draw the items. The rulers have been drawn for you.



4 Here are some shapes.



a) Complete the tally chart to show how many of each shape there are.


Shape	Tally	Total

b) How did you do the tallying?
Compare with a partner.

5 Whitney, Teddy and Jack tally how many jumps they can do in a minute.

Jumps	Tally	Total
Whitney	I	
Teddy		
Jack		

a)



Do you agree with Whitney? _____
Explain your reasons.

b) How could Teddy's tallying be improved?

6 Make a tally chart for a topic of your choice.
Compare answers with a partner.