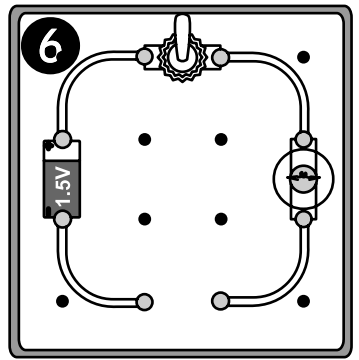
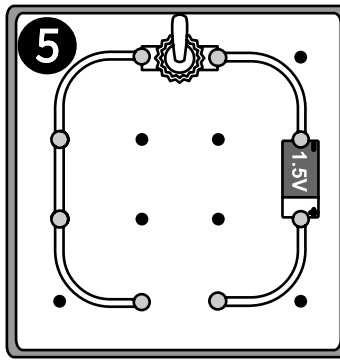
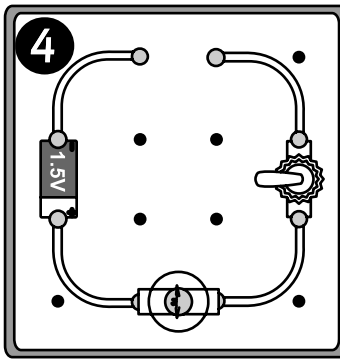
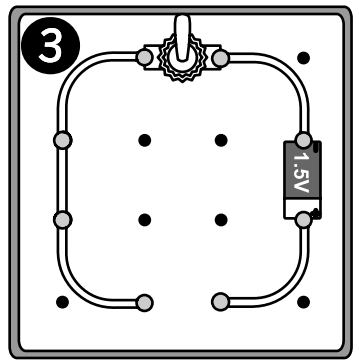
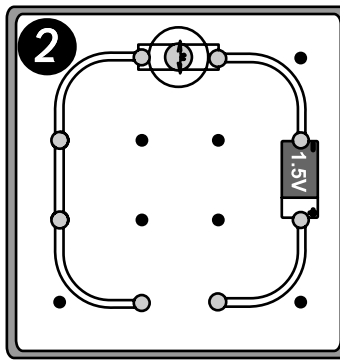
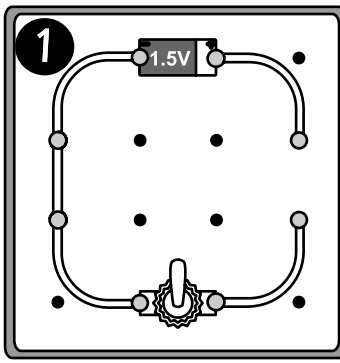
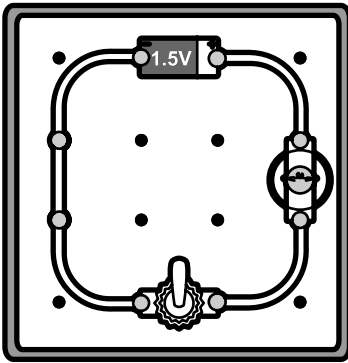


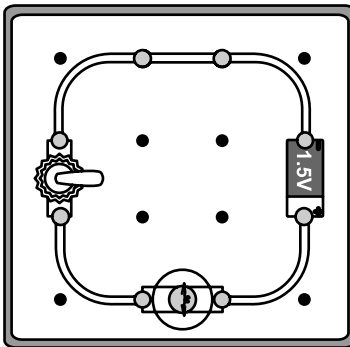


Name: _____ Class: _____

Draw the missing parts to complete the circuits. Use the working circuit on the left to help you.



This circuit looks like it should work, but it doesn't. Read the sentences below and check all of the reasons why the circuit is not working.



- a The battery might need to be more powerful to light this bulb.
- b The battery might be in the wrong place in the circuit.
- c The bulb might be in the wrong way.

- d The switch might be in the wrong place in the circuit.
- e The switch might be in the wrong way.
- f There might be a gap in the circuit.
- g The bulb might have blown.
- h The battery might be dead.

